

# Aladdin



Bord Oideachais & Oiliúna  
**LUIMNIGH & AN CHLÁIR**

**LIMERICK & CLARE**  
Education & Training Board

# Aladdin



- Schools are now using the **Aladdin** app to send important messages about
  - Your child
  - Your school
  - Your child's attendance at school
  - School trips your child may like to go on
  - Fun activities happening in the school
  - School reports for your child

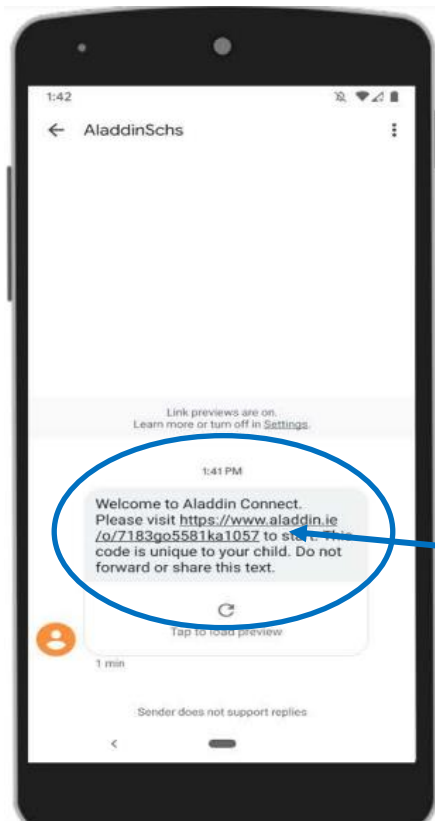


# Aladdin



- To make sure your child won't miss out on exciting trips or events happening in your school you can use the Aladdin App on your phone.
- You will need an email address.
- Follow the easy steps on the next few pages to help you set up your account and start using it.





You will get a text message from your school with a link to Aladdin.

Click on this link to start

Enter your child's

**First Name**

**Date of Birth**

**Your first name**

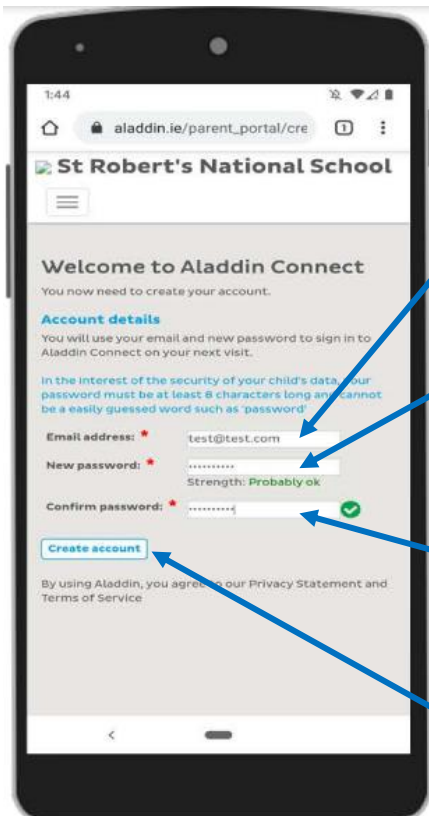
**Click I Agree**

**Click Next**

# Setting up your Aladdin account



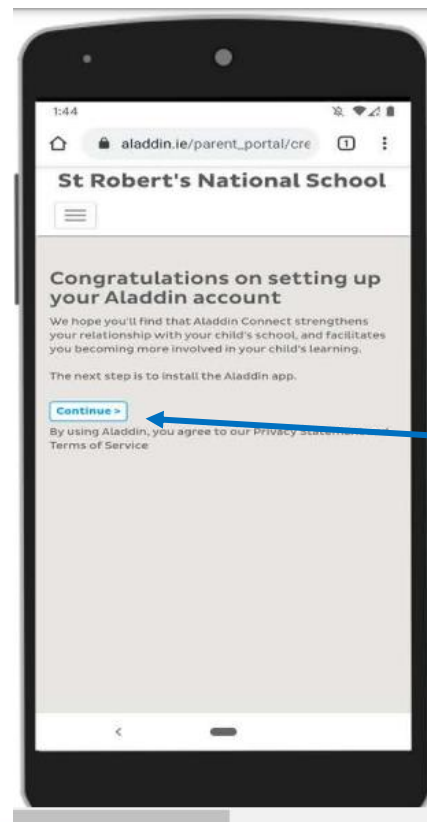
Bord Oideachais & Ollúnua  
**LUIMNIGH & AN CHLÁIR**  
**LIMERICK & CLARE**  
Education & Training Board



Enter your **email address**

Create a **password**  
(something easy to remember like your eldest child's first name and 123)  
Enter that password again to confirm it.

Click **Create Account**



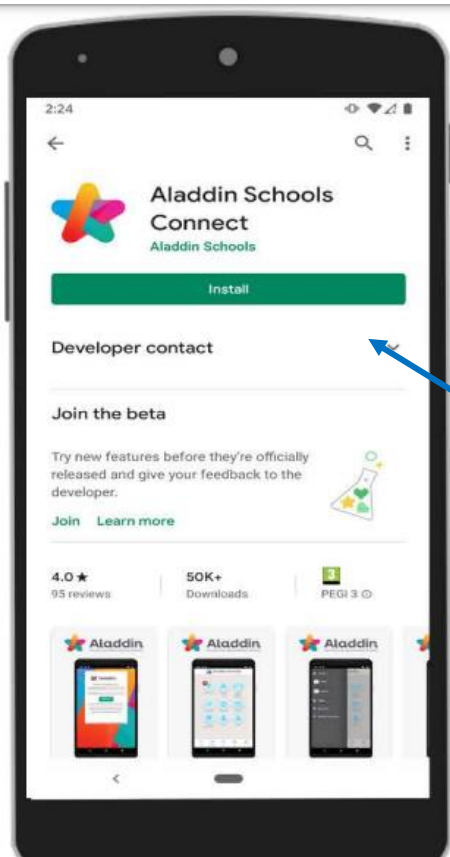
You now have your Aladdin account 😊

Click **Continue** to download the Aladdin App to your phone

# Setting up your Aladdin account

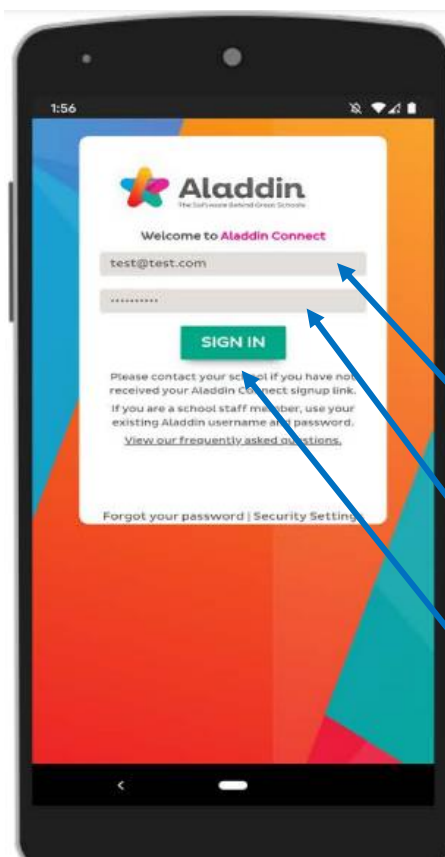


Bord Oideachais & Ollúna  
**LUIMNIGH & AN CHLÁIR**  
LIMERICK & CLARE  
Education & Training Board



The app is **free to install**.

Click **install**



When the app is installed **open the app**.

Enter your **Email address**

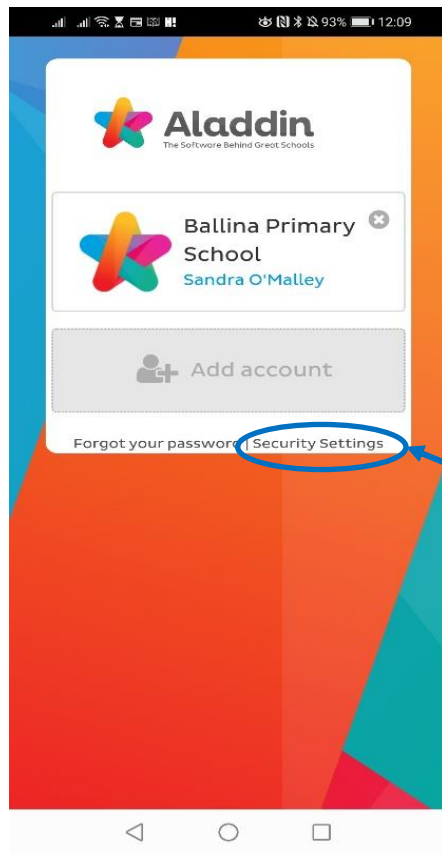
**Password** (the one you used to set up your account)

Click **Sign In**

# Downloading the Aladdin App

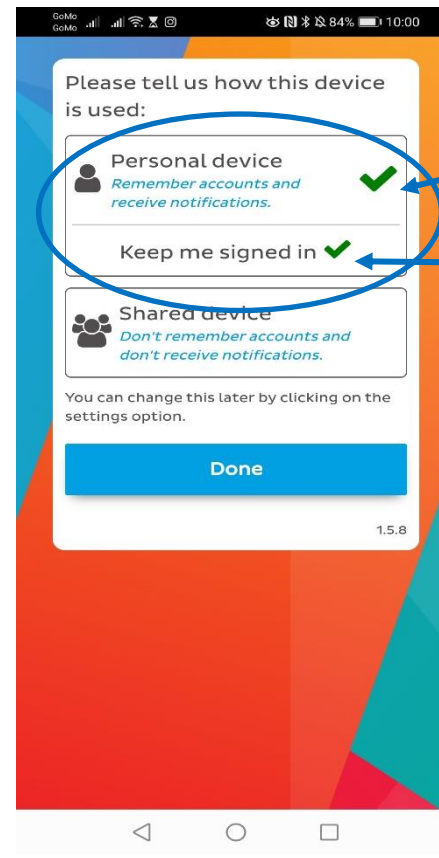


Bord Oideachais & Ollúnú  
**LIMERICK & CLARE**  
Education & Training Board



To stay signed into Aladdin (so you don't have to put in your email and password every time)

Click on **Security Settings**



Tick  
**Personal Device**  
and  
**Keep me signed in**

**\*\*Important\*\***  
This will only work if you have a pin or password to get into your phone

# Logging into Aladdin



Bord Oideachais & Ollúna  
**LUIMNIGH & AN CHLÁIR**  
**LIMERICK & CLARE**  
Education & Training Board


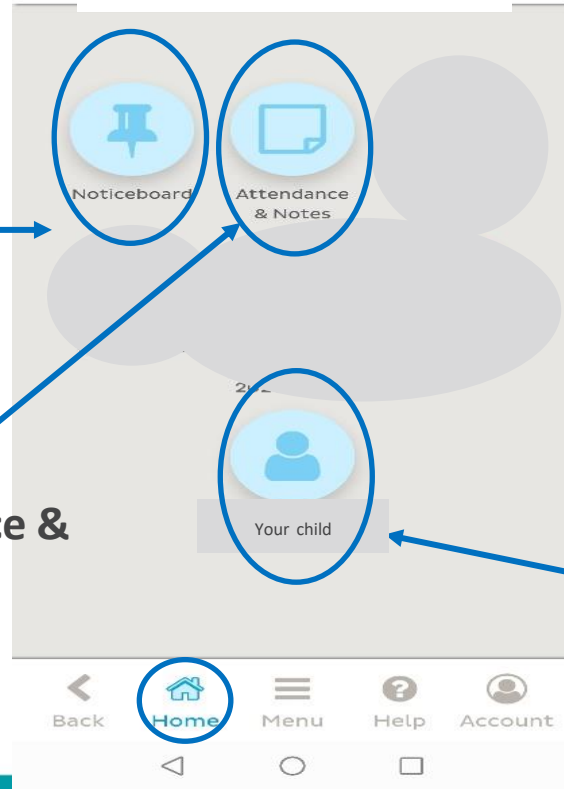
# You will see

1. Noticeboard

2. Attendance & Notes

3. Your Child's Profile  
(with your child's name)

If you have a **new message** to look at it you will see a Red circle where the message is



## Your HOME page



Bord Oideachais & Ollúna  
**LIMERICK & CLARE**  
Education & Training Board

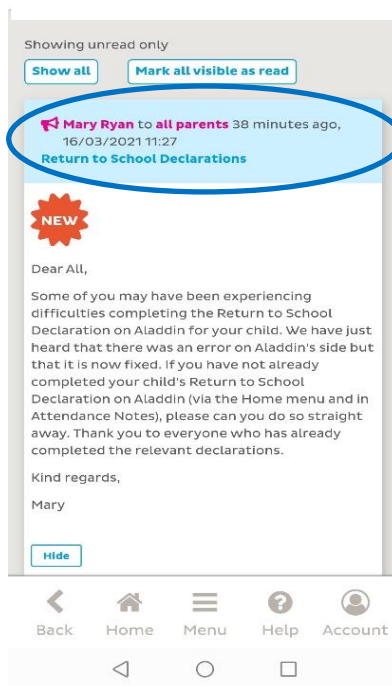




In the  
**Noticeboard** you  
will see any  
important messages  
sent from the school  
about

- Covid updates
- School holidays and trips
- Fun activities for your child

and lots more

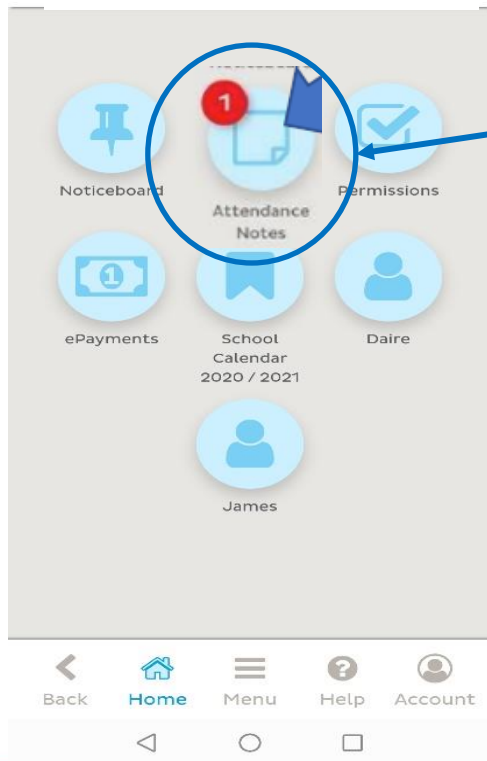


Click on the  
blue message  
to open up  
and see the  
rest of the  
message

# Noticeboard



Bord Oideachais & Ollúna  
**LUIMNIGH & AN CHLÁIR**  
**LIMERICK & CLARE**  
Education & Training Board



As part of the new rules around attending school and Covid you will see a new message under

## Attendance & Notes.


If your child has been out of school for any reason, you must fill out this form to let the school know they are ok to return.

This can be done **after 3pm** on the day before they are due to return to school.

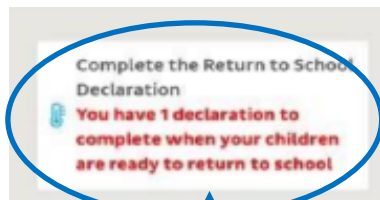
The next page will show you what to do.

# Attendance & Notes





1. Click into **Attendance & Notes** to see the message.



2. Click onto the **message** to open it up

Which children are you completing the Return to School Declaration for?  
Only children who require a declaration are shown

☒ Your child's name

Please read the following declaration and tick the box if you wish to confirm

☒ Declaration:  
I have no reason to believe that my child has infectious disease and I have followed all medical and public health guidance with respect to exclusion of my child from educational facilities.  
Sarah flynn  
07/10/2020

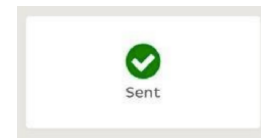
< Back Cancel Send >

3. Tick beside **your child's name** and

4. Tick the **Declaration**

5. Click **Send**

All done 😊

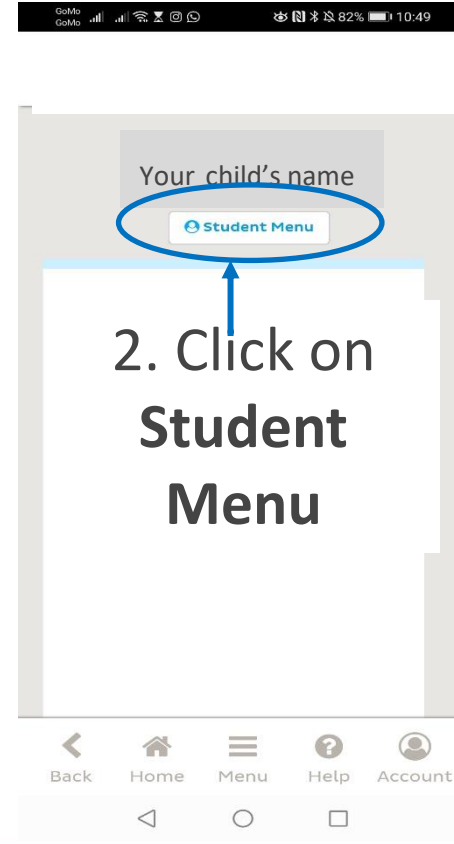
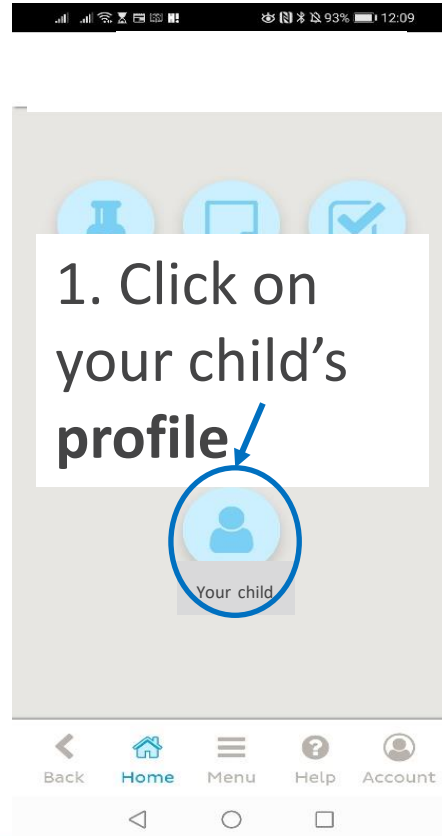


# Filling in your Return to Education Declaration



Bord Oideachais & Ollúna  
**LUIMNIGH & AN CHLÁIR**  
LIMERICK & CLARE  
Education & Training Board

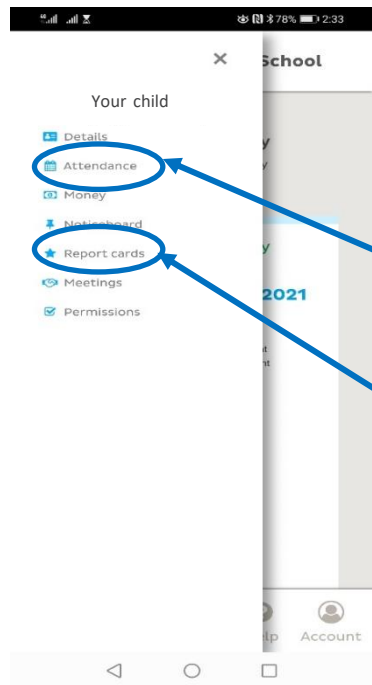
To view your  
child's  
**attendance and  
report cards**



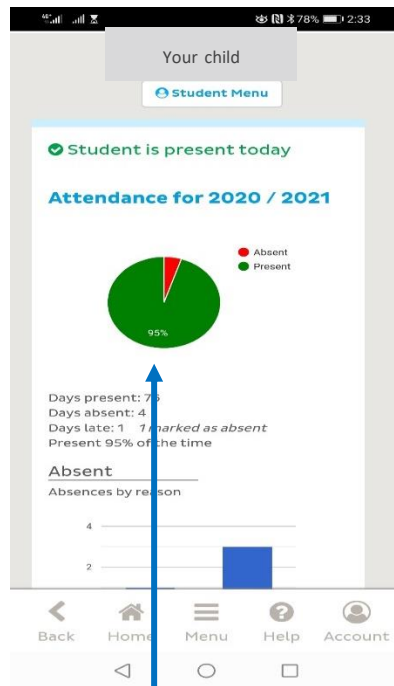
**Your child's attendance and report cards**



Bord Oideachais & Ollúna  
**LUIMNIGH & AN CHLÁIR**  
**LIMERICK & CLARE**  
Education & Training Board



From here you  
can see  
**Attendance**  
and  
**Report Cards**



**Attendance**

A screenshot of the 'Report Cards' screen. It displays a table with columns for 'Date' and 'Class'. Each row has a 'view' button. A blue arrow points from the 'Report Cards' item in the menu to this screen.

| Date       | Class      |
|------------|------------|
| 28/05/2020 | Rang 4 (1) |
| 07/06/2019 | Rang 3 (1) |
| 13/06/2018 | Rang 2 (1) |
| 07/06/2017 | Rang 1 (2) |

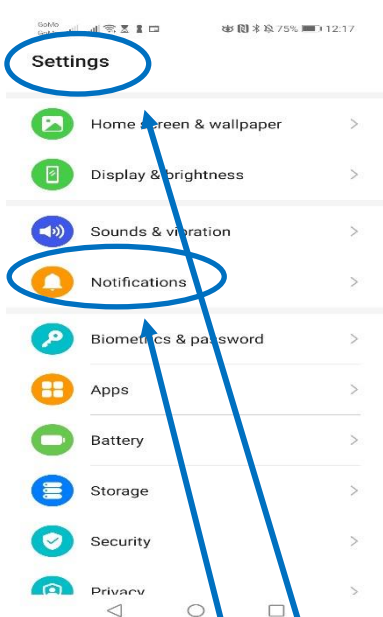
**Report Cards**  
Click **View** to open

**Your child's attendance and report cards**

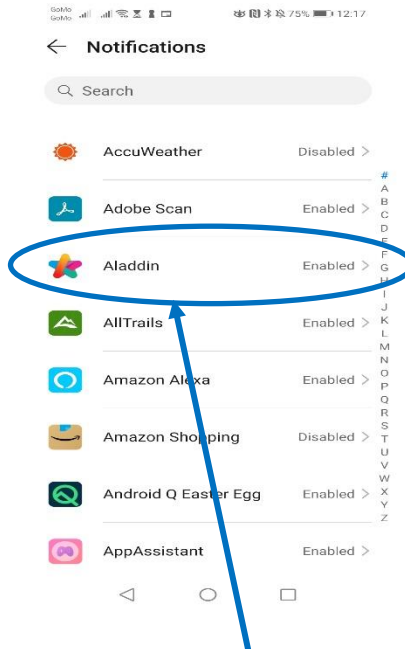


Bord Oideachais & Ollúnua  
**LIMERICK & CLARE**  
Education & Training Board

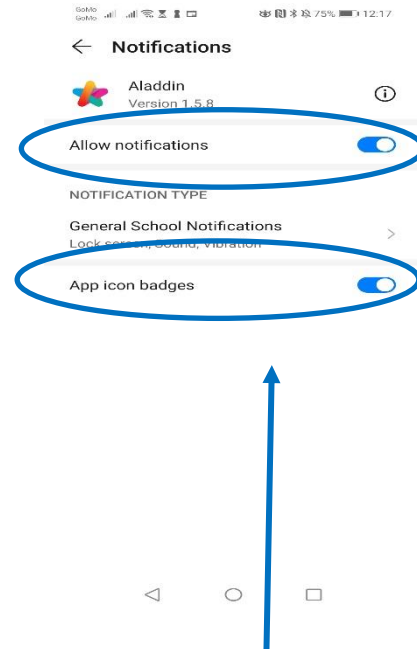
To make sure you get notified when a new message has come into Aladdin



1. Go to **Settings** on your phone
2. Click on **Notifications**



3. Click on **Aladdin**



4. Click on **Allow notifications** and **App icon badges**

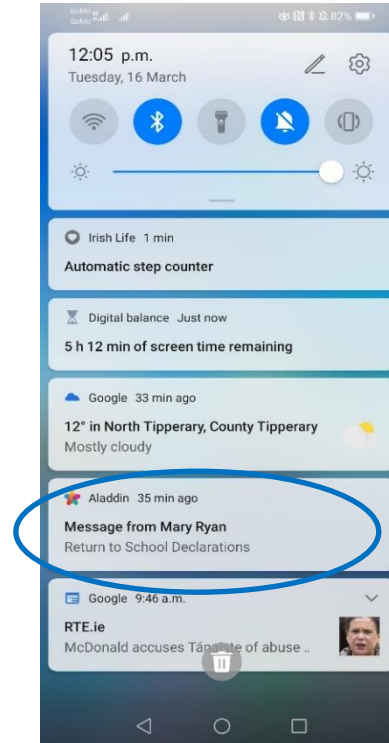
# How to set up notifications for Aladdin



Bord Oideachais & Ollúna  
**LUIMNIGH & AN CHLÁIR**  
LIMERICK & CLARE  
Education & Training Board

When you have those settings updated you will see little icons on your phone when a new message comes into Aladdin.

It will be just like a text message or WhatsApp message alert



# Notifications on your phone



Bord Oideachais & Ollúnua  
**LUIMNIGH & AN CHLÁIR**  
**LIMERICK & CLARE**  
Education & Training Board

# Aladdin



- Well done setting up your Aladdin account
- You and your child will now be kept up to date on all fun activities happening in your school.
- If you have any difficulties at all using Aladdin, please contact your school or teacher who will be happy to help out.

